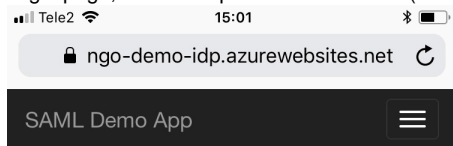


Example: Automatic launch of Swedish Mobile BankID on mobile device

Nexus GO Authentication now supports launching Swedish Mobile BankID on the same mobile device. Customers who already have Nexus GO Authentication need to upgrade to the new branding version to use this feature. Ask your Nexus contact person for more information.

Below is a workflow example for iOS in Swedish:

1. Login page, select to open in same device (Denna enhet):



Inloggning med Mobilt BankID

Vill du logga in med ett BankID på den här enheten eller med ett BankID på en annan enhet?

Denna enhet

Annan enhet

© 2018 - Nexus GO



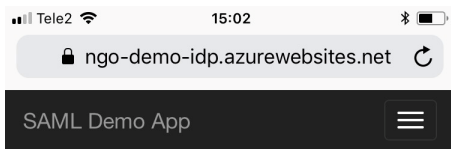
2. Click to open Mobile BankID. This page is only displayed in iOS. Android users are sent directly to the next page:

Related information

- [Nexus GO Authentication](#)

Links

- [Nexus GO Authentication - Demo application](#)



Inloggning med Mobilt BankID

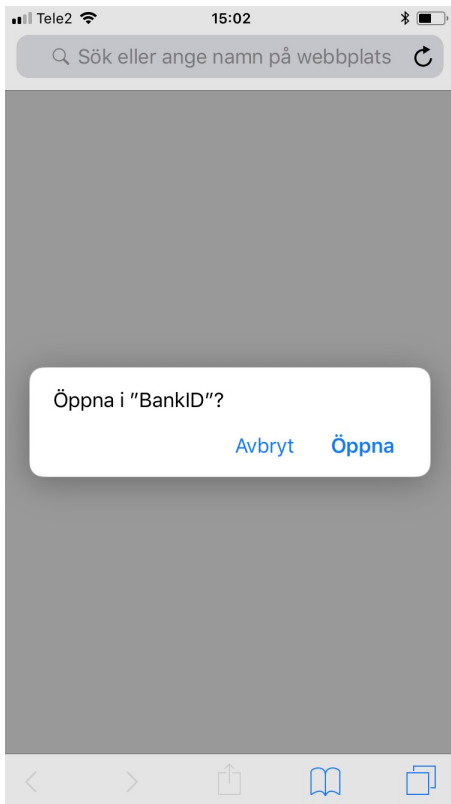
Starta BankID-appen.

Öppna BankID-appen

© 2018 - [Nexus GO](#)




3. Select to open:



4. Authenticate in the Mobile BankID app:


Avbryt

Legitimering

 AGDA ANDERSSON

Jag legitimerar mig hos:

Nexus GO (Demo)

Säkerhetskod		
1	2 ABC	3 DEF
4 GHI	5 JKL	6 MNO
7 PQRS	8 TUV	9 WXYZ
	0	Legitimerera