



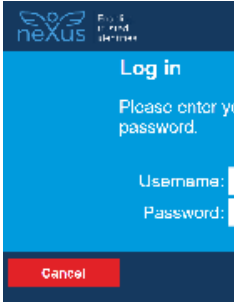
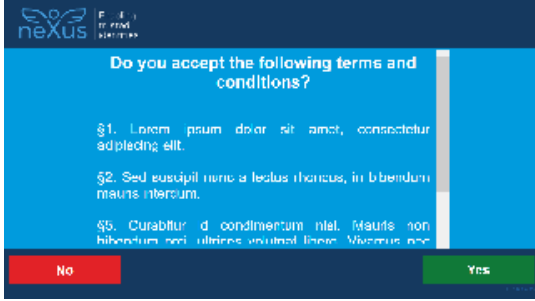
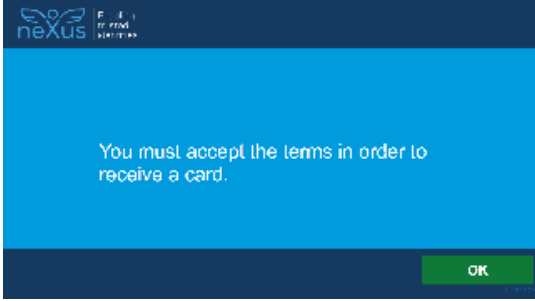
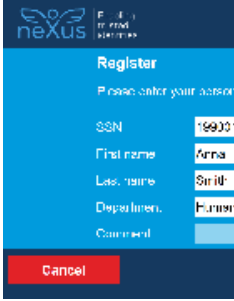
Standalone

The standalone [predefined package](#) in [Nexus Service Station](#) is used for user data registration, photo/signature capturing and are storing the data locally or on a network folder. The access to the station can be protected with AD (LDAP) login or using an offline 10 character generated token that is sent out of band via for an example email. See [Authentication methods in Service Station](#) for more info. The standalone version can be integrated with the [Nexus PRIME](#) software.

For information about branding of this package, see [Branding of the standalone package](#).

Related information

- [Authentication methods in Service Station](#)
- [Branding of the standalone package](#)
- [Predefined packages](#)

<p>Start --></p>  <p>Start view</p>	<p>1</p>  <p>Select language</p>	<p>2</p>  <p>Log in with your username</p>
<p>3a</p>  <p>Click Yes to accept the terms after you have read them.</p>	<p>3b</p>  <p>A message is displayed if the terms are not accepted.</p>	<p>4a</p>  <p>Enter data in the fields. Cli</p>

4b

Enter data also in these fields. Click **Continue** when done. There can be multiple screens for input of data.

5a

Adjust the height of the camera. Click **Take photo** when finished.

5b

Select a photo and click **C** to take another photo.

6

Write your signature on the writing pad. Click **Continue** when done or click **Redo** to write it again.

7

Select the pickup location for your card and click **Continue**.

8

A message is displayed with