

Create account in ID06 with passport or national ID



- [Create account with BankID](#)
- Create account with passport or national ID
- [Register company](#)
- [Appoint card orderers](#)

This article is for you who DO NOT have Swedish BankID. The article describes how you can scan your passport or national identification card, and then create an account in the ID06 portal.

- If you do have Swedish BankID, instead follow the instructions in [Create account in ID06 with Swedish BankID](#).

Do the following:



First, an ID06 card must have been ordered for you. You will receive an email when it is done.

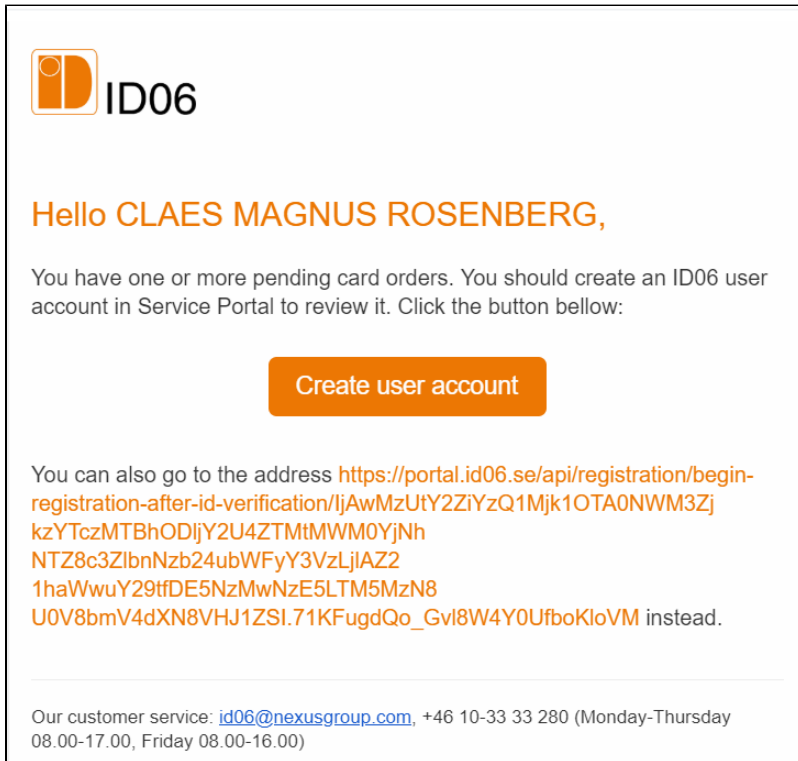
Then you must scan your passport or ID card before you can create an ID06 account.

1. Visit Sistec to scan your passport or ID card

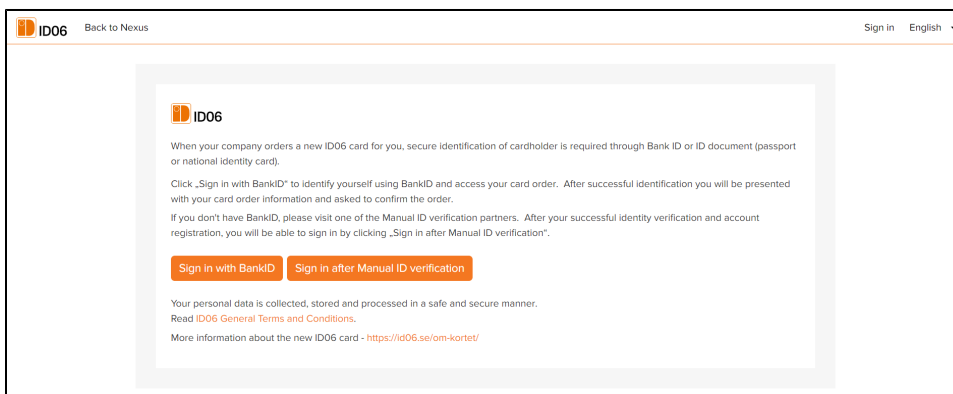
1. Make sure the validity of your passport or ID card has not passed.
For more information on which passports and ID cards are valid for scanning, see [Valid passports and national IDs to verify ID06 cards](#).
2. Visit Nexus partner, Sistec, to register by getting your passport or ID card scanned.
For contact information and opening hours, see [sistec.se](#). Also, make sure that your ID card or passport can be scanned by Sistec at this time.
3. After your visit to Sistec you will receive an email with a link to create your personal ID06 user account.

2. Create ID06 user account

1. Open the email you received from Sistec.
Click **Create user account**.

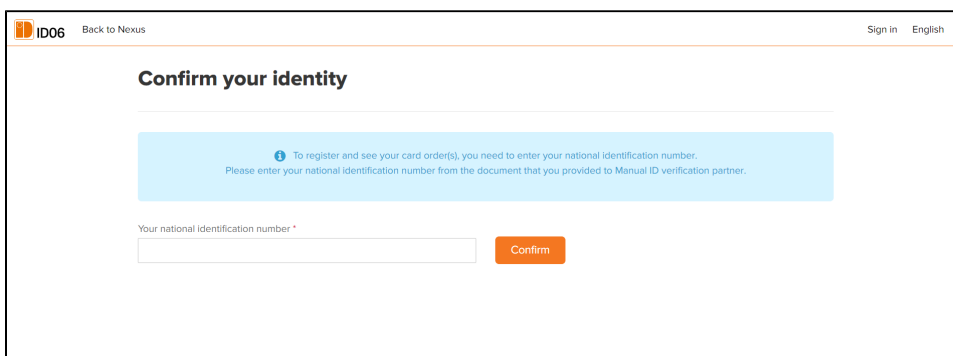


2. The following page in the ID06 portal is displayed. Click **Sign in after Manual ID verification**.



3. On the next page, enter your social security number or identification number and click **Confirm**.
It is important that you enter the social security number or identification number exactly as indicated by the person who ordered the ID06 card.

Example:
Swedish "personnummer", YYYYMMDD-XXXX
Polish identification number, YYMMDDZZXQ



4. On the next page you create your personal ID06 user account.
 - a. Verify that your name, social security number (or identification number) and email address are correct.
 - b. Select a password and enter it in the Password field. The password must be at least 8 characters long.
 - c. Click the checkbox to accept the ID06 General Terms and Conditions.
 - d. Click Confirm.

Back to Nexus

Sign in English

Please check your email address and provide your user account password

First name * CLAES MAGNUS Last name * ROSENBERG

Country * Sweden National Person ID number * 19730719-xxxx

Email address * svensson.marcus.9@gmail.com

Repeat email address * svensson.marcus.9@gmail.com

Phone number * +46704450723

Password * Password Repeat password * Repeat password Password must be at least 8 characters long.

I accept the ID06 General Terms and Conditions and agree that my information is processed in accordance with the terms of this policy.

5. Once the registration is complete, you will be notified that your account has been created.

If you want to proceed and log in to your account, click Sign in to your account.

Back to Nexus

Sign in English

Create a new account

✔ User account was successfully created.

Thank you, your account is now ready. To see card order(s) please sign in.

Sign in to your account

Next step

Continue to [Approve order with passport or national ID.](#)