




Nexus Personal Desktop App

Nexus Personal Desktop App can provision and manage virtual smart cards, which can be used for Windows-related use cases, such as authentication to external resources, protection of data by secure encryption, and integrity through reliable signing.

Personal Desktop App is based on [Microsoft Virtual Smart Card \(VSC\)](#) and [Universal Windows Platform \(UWP\)](#) technology and uses the Trusted Platform Module (TPM) chip, which is available in many computers, rather than requiring a separate physical smart card and reader. The solution uses native Microsoft mini-driver for communication with the VSC.

Personal Desktop App is integrated to [Hermod](#) for message distribution between Personal Desktop App and remote provisioning / verification entities such as [Nexus PRIME](#) and [Nexus Hybrid Access Gateway](#).

Features



Features	Personal Desktop App
<p>Use the virtual smart card for securing the day-to-day business.</p> <p>For examples of common use cases, see Using virtual smart cards on Windows.</p>	
<p>Modern user interface which allows the user to:</p> <ul style="list-style-type: none">• View profile and certificate details• Delete profiles• Change PIN• Import certificate from file• Read logs and manage log levels• Change colour theme• Automatically use the language according to Windows setting, for supported languages <p>For more information on language support etc, see Personal Desktop App requirements and interoperability.</p>	
<p>Integrated into the overall Nexus Smart ID architecture for:</p> <ul style="list-style-type: none">• Remote provisioning of certificates to the virtual smart card• Remote PIN reset in case user forgets their PIN• Web browser online authentication via plugout, see Plugout web browser integration.• Web browser online signing via plugout, see Plugout web browser integration. <p>For more information on use cases, see Virtual smart card management in Smart ID.</p>	

Related information

- [Product sheet for Nexus Personal Desktop App](#)
- [Personal Desktop App requirements and interoperability](#)
- [Install Personal Desktop App](#)
- [Create virtual smart card](#)
- [Using virtual smart cards on Windows](#)

Links

- [Microsoft virtual smart card overview](#)
- [Universal Windows Platform \(UWP\)](#)

<p>Fulfils the same level of security as a physical smart card:</p> <ul style="list-style-type: none">• Keys used for authentication are created and stored in cryptographically secured hardware (TPM)• Non-exportability, isolated cryptography and anti-hammering by using the TPM	
<p>PKSC#11 interface for integration of PKCS#11 clients towards the VSC, for example Firefox:</p> <ul style="list-style-type: none">• Delivered as a separate module, see Install Personal Desktop App.	

Use cases

For common virtual smart card use cases that are covered by the [Nexus Smart ID](#) solution, see [Virtual smart card management](#).